

DELHI PUBLIC SCHOOL DAULATPUR

SUMMER HOLIDAY HOMEWORK 2024-25

PREP MIDDLE

Dear Parents,

A Child's brain is full of creative that can used to make the most of the spare time that they get in their summer holidays.

The activities provided below will ease the boredom and provide a spark to your child's creativity and imagination. The early years of childhood is a period marked by overwhelming sense of curiosity and immense creative urge.

Holidays are times when you can connect with your child in many ways like;

- Take your child for a morning walk, talk about the things you see around.*
- Let your child wake up early and enjoy the pleasure of walk in the fresh morning air.*
- Small household chores like dusting of the own room, cleaning of their wardrobe, bookracks and watering plants etc.*
- Avoid too much junk food and stay healthy.*
- Let your child make Lemonade, Rasna, Roohafza etc.*

This is a great time to learn new things, visit new places, and meet new people. Keeping this in mind, we have planned some interesting holiday homework for our little wonders to keep them engaged, energetic and creative. Kindly help your child to complete the following work.

ON A4 HARD SHEET:-

- 1. A collage by the bits of paper(or newspaper pieces) e.g. a tree, a scenery, fish
(An example of the picture)**
- 2. A pen holder with the ice cream stick & decorate it accordingly(a suggestion is given below)**
- 3. A mountain scene with the help of small stones on a hard sheet with the cardboard base.**



NOTEBOOK & WORKBOOK WORK:-

- **MY WORLD OF ART & CRAFT** :- Workbook page no. 25, 26, 27, 31
- **ENGLISH**–Write A-Z in notebook 3 times & picture recognition with the help of reading book & learn the given rhymes.
- **ENGLISH WORKBOOK**- Page No.- 12 to 14
- **MATHS**–Write counting 1-20 in notebook 2 times.
- **MATHS WORKBOOK**:- Workbook page no. 29 to 31 (counting 21-30)
- **HINDI**–Swar recognition(Oral)Swar(चित्रोंसहित) Reading book & learn the given rhymes.
- **EVS**– Learn My Self-
 - My name is_____.
 - I am_____years old.
 - I study in Prep Mid.
 - I live in Haridwar.
 - I like to play_____.
 - My Mother’s name is _____.
 - My Father’s name is _____.
 - My birthday is on_____.

ACTIVITYTIME

1. Use the simple sentences:-
 - Please give me water.
 - Please wash my hands.
 - I like it.
 - May I take it?
 - I have done my Breakfast/Lunch/Dinner.
2. Water the plants.
3. Listen to a story everyday.
4. Watch an educational movie.
5. Learn and recite all the rhymes done in the class.
6. Learn your parent’s phone number.

7. Maintain personal hygiene by washing your hands frequently, drink lots of water, and eat lots of fruits and vegetables.

8. EXPLORE NATURE–Take a walk with your parents/grandparents.

ON ACCOUNT OF WORLD **ENVIRONMENT DAY** PLANT, A TREE IN YOUR GARDEN ON 5TH JUNE AND SHARE THE PICTURE WITH YOUR CLASS TEACHER.

PLEASE NOTE–


1. Complete all the work mentioned above.
 1. Submit all the notebooks and workbooks when school reopens.
 2. Print out the worksheets uploaded on the portal, complete them, compile, staple and submit them on 26TH June

ENJOY YOUR

SUMMER

BREAK

DELHI PUBLIC SCHOOL, DAULATPUR



Worksheet 2024-25

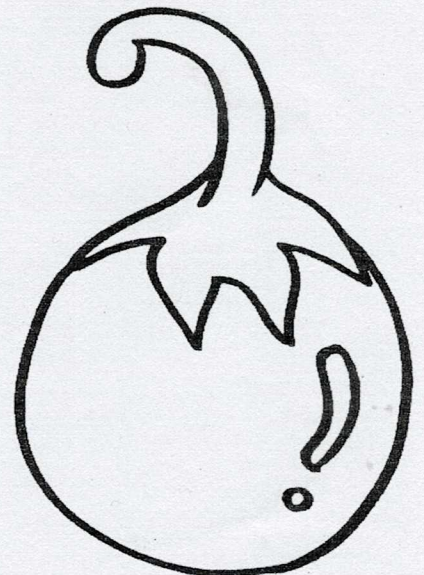




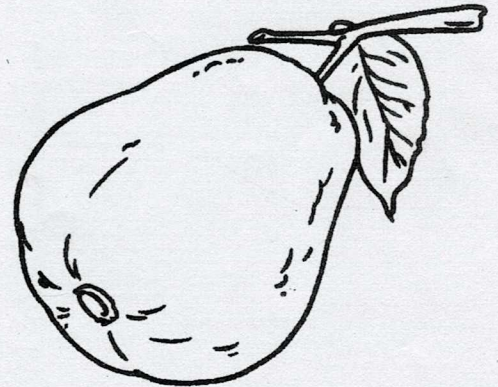



Class : Prep Middle

Subject : EVS

Name: _____

Date: _____

COLOUR THE PICTURES ACCORDINGLY :





DELHI PUBLIC SCHOOL, DAULATPUR

ASSIGNMENT SHEET (2024-25)

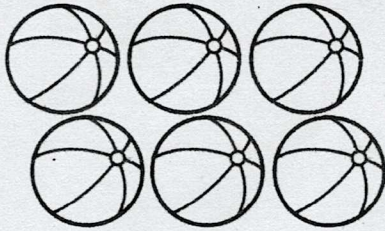
Prep. Middle _____

Sub: Mathematics

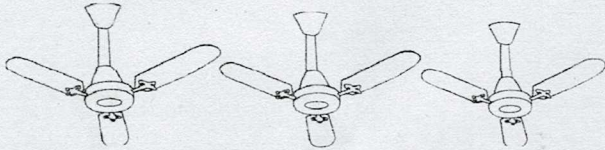
Name: _____

Date: _____


Circle the correct number:



6 2 5






5 1 3



9 8 6


Count & Write:



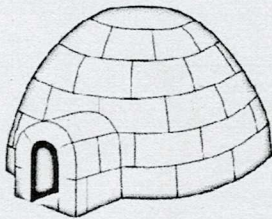
Count & Match with the object:



1



3



7

What comes after?

5

9

2

7

1

Write the missing number:

_____ 2 _____ 4 _____ 6 _____

8 _____ 10



DELHI PUBLIC SCHOOL, DAULATPUR

Worksheet (2024-25)














Class : Prep Middle

Subject : Mathematics

Name: _____




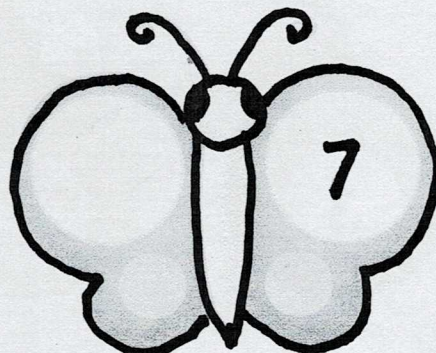






Date: _____

Write the missing numbers in each set.



What comes before?

Write the numbers that come before the given numbers. One has been done for you.





हिंदी अभ्यास पत्र २०२४-२५


कक्षा - प्रेप मिडिल

नाम- _____


दिनांक- _____

प्रश्न - : निम्न वर्णों का सही चित्रों से मिलान कीजिए ।


अं



इ



ऊ



प्रश्न - : स्वरों को सही क्रम में पूरा कीजिए ।

अ _____

इ _____

उ _____

ऊ _____

ए _____


ओ _____

अः

प्रश्न :- निम्न अक्षर पर गोला लगाइए ।

आ	आ	ओ	आ
अं	अं	अं	अ
ऐ	ए	ऐ	ऐ
उ	उ	उ	उ

प्रश्न :- निम्न में से फल के चित्र में रंग भरिए ।





हिंदी अभ्यास पत्र २०२४-२५

कक्षा - प्रेप मिडिल

नाम - _____

दिनांक - _____

प्रश्न -: स्वरों का समान स्वरों से मिलान कीजिए ।

आ

ऋ

ऐ

आ


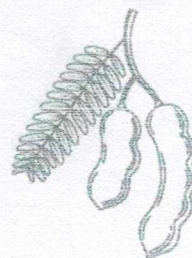

उ

ऐ


ऋ

उ

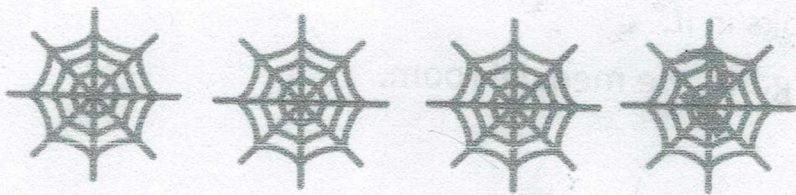
प्रश्न -: चित्रों से सम्बंधित पहला अक्षर लिखिए ।



प्रश्न (१) सही मिलान कीजिये।



१



२



३



४



५

DELHI PUBLIC SCHOOL, DAULATPUR

Worksheet 2024-25

Class: Prep Middle

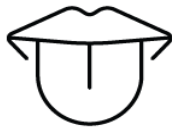
Subject: EVS





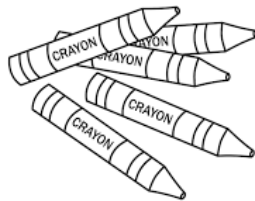


Name:

Date:

Match the sense organs with the correct picture:-



Colour the things you use in classroom:-



DELHI PUBLIC SCHOOL, DAULATPUR



Worksheet 2024-25


Class: Prep Middle

Subject: English


Name:


Date:

Join the dots A to Z then colour the picture:




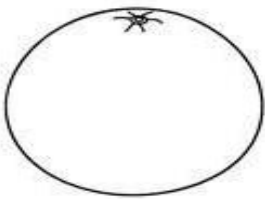
Write the first letter:






















DELHI PUBLIC SCHOOL, DAULATPUR

Worksheet 2024-25

Class: Prep Middle

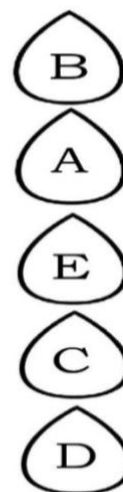
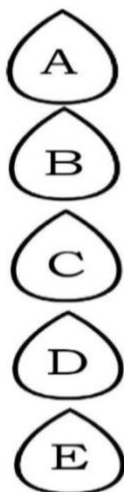
Subject: English



Name:

Date:

Match the same letters:-



Circle the first letter:



Write the missing letters:

